


















**CHAIN SAWS, BRUSH CUTTERS, TRIMMERS**

MAKE / MODEL	CYLINDER	PISTON ASSEMBLY		DETAILS		SIZE	REFERENCE NO.
		PISTON	GUDGEON PIN	RINGS			
	DIAMETER	CH + DH TH. (MM.) CROWN SHAPE	DIAMETER X LENGTH (M.M.)	COMBINATION & TYPE PER SET	AXIAL HEIGHT	M.M./INCH GROUP	PISTON ASSY/PISTON/PISTON RINGS
<b>OLEO-MAC</b>							
OLEO-MAC 946	44	19 + 2.5 38 2	12 x 37.6	2 Px	1.5	STD	AROM-174/ OM-174/ OM-1740 
OLEO-MAC 272	49	18.5 + 2.1 39.1 2	12 x 37.6	2 Px	1.5	STD	AROM-192/ OM-192/ OM-1920 
OLEO-MAC 350	46	19 + 2 36.5 2	12 x 35	2 Px	1.5	STD	AROM-197/ OM-197/ OM-1970 
OLEO-MAC 951	46	17.9 + 2.4 36.3 2	10 x 32	2 Px	1.5	STD	AROM-197A/ OM-197A/ OM-1970A 
OLEO-MAC 750 / 460	44	16.9 + 37.7 2	12 x 31	2 Px	1.5	STD	AROM-225/ OM-225/ OM-2250 
OLEO-MAC 753T-755	45	16.8 + 1.2 37.1 2	12 x 31	2 Px	1.5	STD	AROM-225A/ OM-225A/ OM-2250A 
OLEO-MAC 740	40	16 + 0 32 1	9 x 32	2 Px	1.5	STD	AROM-228/ OM-228/ OM-2280 
OLEO-MAC 746T.446BP	42	16.8 + 1.3 37.1 2	12 x 31	2 Px	1.5	STD	AROM-257/ OM-257/ OM-2570 

CATALOGUE





CHAIN SAWS, BRUSH CUTTERS, TRIMMERS

MAKE / MODEL	CYLINDER	PISTON ASSEMBLY		DETAILS		SIZE	REFERENCE NO.
		PISTON	GUDGEON PIN	RINGS			
	DIAMETER	CH + DH TH. (MM.) CROWN SHAPE	DIAMETER X LENGTH (M.M.)	COMBINATION & TYPE PER SET	AXIAL HEIGHT	M.M./INCH GROUP	PISTON ASSY/PISTON/PISTON RINGS
OLEO-MAC-SA-33/ OLEO-MAC - SA30-SC23 SC33 PC-1050	40	17 + 2	10	2 Px	1.5	STD	AROM-258/
		41	x			0.2, 0.4	OM-258/
		2	33				OM-2580
OLEO-MAC SA.18	36	18.6 + 0 34.1 1	9 x 26	2 Px		STD	AROM-259/ OM-259/ OM-2590 
OLEO-MAC SA45/SC45/ SC55/PA-1100	50	34 + 3 57	14 x	2 Px	1.5	STD 0.2, 0.4	AROM-260/ OM-260/ OM-2600 
		2	36				
OLEO-MAC 735/435 /EFCO 8350/EFCO 8355	38	16 + 0 33 1	9 x 32	2 Px	1.5	STD	AROM-261/ OM-261/ OM-2610 
OLEO-MAC AM-180	48	25 + 0 47 1	12 x 37.6	2 Px	1.5	STD 0.4	AROM-262/ OM-262/ OM-2620 
OLEO-MAC 940C / OLEO-MAC 941	40	18 + 0 33.5 1	10 x 30	2 Px	1.5	STD	AROM-269/ OM-269/ OM-2690 
OLEO-MAC 941C Modified /SPARTA 42	40	18 + 2 33.5	10 x	2 Px	1.5	STD	AROM-269A/ OM-269A/
		2	32				OM-269A0 
OLEO-MAC 961-962	48	21.5 + 0 38 1	12 x 32	2 Px	1.5	STD	AROM-270/ OM-270/ OM-2700 

CATALOGUE





CHAIN SAWS, BRUSH CUTTERS, TRIMMERS

MAKE / MODEL	CYLINDER	PISTON ASSEMBLY		DETAILS		SIZE	REFERENCE NO.
		PISTON	GUDGEON PIN	RINGS			
	DIAMETER	CH + DH TH. (MM.) CROWN SHAPE	DIAMETER X LENGTH (M.M.)	COMBINATION & TYPE PER SET	AXIAL HEIGHT	M.M./INCH GROUP	PISTON ASSY/PISTON/PISTON RINGS
OLEO-MAC 970	50	23 + 0 40 1	12 x 33	2 Px	1.5	STD	AROM-274/ OM-274/ OM-2740 
OLEO-MAC 936	38	17.9 + 0 33.5 1	10 x 30	1 Px	1.5	STD	AROM-275/ OM-275/ OM-2750 
OLEO-MAC 936 Modified / OLEO-MAC 937	38	17.9 + 0 33.5 1	10 x 32	1 Px	1.5	STD	AROM-275A/ OM-275A/ OM-275A0 
EMAK φ 34	34	16 + 1.45 32.45 2	8 x 26	1 Px	1.5	STD	AROM-293/ OM-293/ OM-2930 
EMAK Ø42	42	18 + 2 35.5 2	10 x 32	1 Px	1.5	STD	AROM-303/ OM-303/ OM-3030 
EMAK Ø36	36	17 + 1.6 34.1 2	10 x 26	2 Px	1.5	STD	AROM-353/ OM-353/ OM-3530 
OLEO-MAC 947	42	19.9 + 0 36.4 1	10 x 34	2 Px	1.5	STD	AROM-360/ OM-360 OM-3600 
OLEO-MAC 952	45	20 + 0 36.4 1	10 x 34	2 Px	1.5	STD	AROM-412/ OM-412 OM-4120 

CATALOGUE















CHAIN SAWS, BRUSH CUTTERS, TRIMMERS

MAKE / MODEL	CYLINDER	PISTON ASSEMBLY		DETAILS		SIZE	REFERENCE NO.
		PISTON	GUDGEON PIN	RINGS			
	DIAMETER	CH + DH TH. (MM.) CROWN SHAPE	DIAMETER X LENGTH (M.M.)	COMBINATION & TYPE PER SET	AXIAL HEIGHT	M.M./INCH GROUP	PISTON ASSY/PISTON/PISTON RINGS
OLEO-MAC FFCO-965.165	48	21.5+ 0 38 1	12 x 32	2PxPh	1.5	STD	 AROM-484/ OM-484/ OM-4840
OLEO-MAC EFCO-965.165	48	21.5+ 0 38 1	12 x 32	2PxPh	1.5	STD	AROM-484/ OM-484/ OM-4840 
EMAK Ø34	34	16+ 0 31 1	8 x 27	2 Px	1	STD	 AROM-519/ OM-519/ OM-5190
EMAK Ø45	45	20+ 0 36.4 1	12 x 34.5	2 Px	1.5	STD	 AROM-522/ OM-522/ OM-5220
EMAK Ø45	45	20+ 0 36.4 1	10 x 34	2 Px	1.5	STD	AROM-523/ OM-523/ OM-5230 
EMAK Ø40	40	17+ 2 39.5 2	10 x 33.5	2 Px	1.5	STD	 AROM-524/ OM-524/ OM-5240
EMAK Ø42	42	20 + 0 36.4 1	10 x 34	2 Px	1.5	STD	AROM-525/ OM-525/ OM-5250 
EMAK Ø45	45	17+ 1.2 37.2 2	12 x 32	2 Px	1.5	STD	 AROM-526/ OM-526/ OM-5260
EMAK Ø46	46	21.5+ 0 38 1	12 x 32	2 Px	1.5	STD	AROM-527/ OM-527/ OM-5270 
EMAK Ø50 (TIN COATING)	50	23.5+ 0 40 23	12 x 36	2 Px	1.2	STD	 AROM-539/ OM-539/ OM-5390
EMAK Ø54 (TIN COATING)	54	27+ 0 45 23	12 x 38	2 Px	1.2	STD	AROM-540/ OM-540/ OM-5400 
EMAK Ø38	38	18 + 0 33.5 1	10 x 32	2 Px	1.5	STD	 AROM-545/ OM-545/ OM-5450

CATALOGUE







CHAIN SAWS, BRUSH CUTTERS, TRIMMERS

MAKE / MODEL	CYLINDER	PISTON ASSEMBLY		DETAILS		SIZE	REFERENCE NO.
		PISTON	GUDGEON PIN	RINGS			
	DIAMETER	CH + DH TH. (MM.) CROWN SHAPE	DIAMETER X LENGTH (M.M.)	COMBINATION & TYPE PER SET	AXIAL HEIGHT	M.M./INCH GROUP	PISTON ASSY/PISTON/PISTON RINGS
EMAK Ø38	38	18 + 0 33.5 1	10 x 32	2 Px	1.5	STD	AROM-545A/ OM-545A/ OM-5450A 
EMAK Ø42	42	17 + 1.1 37.1 2	12 x 32	2 Px	1.5	STD	AROM-550/ OM-550/ OM-5500 
EMAK Ø34	34	14.5+1.5 30 2	9 x 28	2 Px	1.0	STD	AROM-551/ OM--551/ OM--5510 
EMAK Ø42	42	18 + 0 32.5 1	12 x 34.5	2 Px	1.5	STD	AROM-552/ OM-552/ OM-5520 
EMAK Ø40	40	16 + 0 32 1	9 x 32	2 Px	1.5	STD	AROM-553/ OM-553/ OM-5530 
EMAK Ø50	50	23 + 0 40 1	12 x 35	2 Px	1.5	STD	AROM-554/ OM-554/ OM-5540 
EMAK Ø52	52	23 + 0 42.5 1	12 x 35	2 Px	1.5		AROM-555/ OM-555/ OM-5550 
EMAK Ø48	48	25+0 47 1	12 x 38	2 Px	1.5	STD	AROM-560/ OM-560/ OM-5600 
EMAK Ø38	38	16 + 0 33 1	9 x 32	2 Px	1.5	STD	AROM-561/ OM-561/ OM-5610 
EMAK Ø44	44	17 + 1.2 37.7 2	13 x 31	2 Px	1.5	STD	AROM-567/ OM-567/ OM-5670 
EMAK Ø45	45	20 + 0 36.4 1	10 x 34	2 Px	1.5	STD	AROM-571/ OM-571/ OM-5710 
EMAK Ø45	45	20 + 0 36.4 1	10 x 34	2 Px	1.5	STD	AROM-571A/ OM-571A/ OM-5710A 

CATALOGUE



CHAIN SAWS, BRUSH CUTTERS, TRIMMERS

MAKE / MODEL	CYLINDER	PISTON ASSEMBLY		DETAILS		SIZE	REFERENCE NO.
		PISTON	GUDGEON PIN	RINGS			
	DIAMETER	CH + DH TH. (MM.) CROWN SHAPE	DIAMETER X LENGTH (M.M.)	COMBINATION & TYPE PER SET	AXIAL HEIGHT	M.M./INCH GROUP	PISTON ASSY/PISTON RINGS
EMAK Ø45	45	20 + 0 36.4 1	10 x 34	2 Px	1	STD	AROM-571B/ OM-571B/ OM-5710B 
OLEO-MAC 971	50	20 + 0 36.4 1	10 x 34	2 Px	1	STD	ARST-239A/ ST-239A/ ST-2390A 
OLEO -MAC 981	52	22 + 0  42 1	12 x 35	2 Px	1.5	STD	ARDM-178/ DM-178/ DM-1780 
OLEO-MAC 972 /STIHL 038	50	22.5 + 0  39.5 1	12 x 33	2 Px	1.5	STD	ARST-239A/ ST-239A/ ST-2390A 

CATALOGUE



**CHAIN SAWS, BRUSH CUTTERS, TRIMMERS**

MAKE / MODEL	CYLINDER	PISTON ASSEMBLY		DETAILS		SIZE	REFERENCE NO.
	DIAMETER	PISTON	GUDGEON PIN	RINGS		M.M./INCH GROUP	PISTON ASSY/PISTON/PISTON RINGS
		CH + DH TH. (MM.) CROWN SHAPE	DIAMETER X LENGTH (M.M.)	COMBINATION & TYPE PER SET	AXIAL HEIGHT		

**ABBREVIATION :-**

1P - 1 Plain Compression Ring

2P - 2 Plain Compression Ring

x - Lock Pin Relief made on Upper side (Upper Side Notch)

Y - Lock Pin Relief made on Lower side ( Lower side Notch)

z - Lock Pin Relief made on Internal side (Internal Notch)

Ph - Phosphating

1Px -1 Plain Upper side notch Compression Ring

2Px - 2 Plain Upper side notch Compression Ring

1PxPh - 1 Plain Upper side notch Compression Phosphating Ring

2PxPh - 2 Plain Upper side notch Compression Phosphating Ring

1Py -1 Plain Lower side notch Compression Ring

2Py -2 Plain Lower side notch Compression Ring

1PyPh -1 Plain Lower side notch Compression Phosphating Ring

2PyPh -2 Plain Lower side notch Compression Phosphating Ring

1Pz - 1 Plain Internal notch Compression Ring

2Pz - 2 Plain Internal notch Compression Ring

1PzPh - 1 Plain Internal notch Compression Phosphating Ring

2PzPh - 2 Plain Internal notch Compression Phosphating Ring

C - Running Face Chromium

CH- Compression Height

DH- Dome Height

TH- Total Height

Numeric No - Piston Crown shape

(1,2,3-----etc)