




CATALOGUE



CHAIN SAWS, BRUSH CUTTERS, TRIMMERS

MAKE / MODEL	CYLINDER	PISTON ASSEMBLY		DETAILS		SIZE	REFERENCE NO.
		PISTON	GUDGEON PIN	RINGS			
	DIAMETER	CH + DH TH. (MM.) CROWN SHAPE	DIAMETER X LENGTH (M.M.)	COMBINATION & TYPE PER SET	AXIAL HEIGHT	M.M./INCH GROUP	PISTON ASSY/PISTON/PISTON RINGS
ECHO							
ECHO SRM4600/4605	42	16.9 + 2.9 39.4 2	10 x 30	2Px	1.2	STD	 AREC-399/ EC-399/ EC-3990
ECHO SRM-2300	32.2	14.6 + 2.4 31 2	8 x 26	1Px	1.5	STD	AREC-401/ EC-401/ EC-4010 
ECHO SRM-3550	37	16.8+ 2.8 39.7 2	9 x 30	2Px	1.2	STD	 AREC-402 EC-402/ EC-4020

CATALOGUE



CHAIN SAWS, BRUSH CUTTERS, TRIMMERS

MAKE / MODEL	CYLINDER	PISTON ASSEMBLY		DETAILS		SIZE	REFERENCE NO.
		PISTON	GUDGEON PIN	RINGS			
	DIAMETER	CH + DH TH. (MM.) CROWN SHAPE	DIAMETER X LENGTH (M.M.)	COMBINATION & TYPE PER SET	AXIAL HEIGHT	M.M./INCH GROUP	PISTON ASSY/PISTON/PISTON RINGS

ABBREVIATION :-

- 1P - 1 Plain Compression Ring
- 2P - 2 Plain Compression Ring
- x - Lock Pin Relief made on Upper side (Upper Side Notch)
- Y - Lock Pin Relief made on Lower side (Lower side Notch)
- z - Lock Pin Relief made on Internal side (Internal Notch)
- Ph - Phosphating

- 1Px -1 Plain Upper side notch Compression Ring
- 2Px - 2 Plain Upper side notch Compression Ring
- 1PxPh - 1 Plain Upper side notch Compression Phosphating Ring
- 2PxPh - 2 Plain Upper side notch Compression Phosphating Ring
- 1Py -1 Plain Lower side notch Compression Ring
- 2Py -2 Plain Lower side notch Compression Ring
- 1PyPh -1 Plain Lower side notch Compression Phosphating Ring
- 2PyPh -2 Plain Lower side notch Compression Phosphating Ring
- 1Pz - 1 Plain Internal notch Compression Ring
- 2Pz - 2 Plain Internal notch Compression Ring
- 1PzPh - 1 Plain Internal notch Compression Phosphating Ring
- 2PzPh - 2 Plain Internal notch Compression Phosphating Ring
- C - Running Face Chromium

- CH- Compression Height
- DH- Dome Height
- TH- Total Height
- Numeric No - Piston Crown shape (1,2,3-----etc)